

collectiv

WE ARE  
COLLECTIV

 **nuova  
SIMONELLI®**

# APPIA LIFE XT 3 GROUP

The next generation of Appia: the coffee machine loved by thousands of baristas worldwide. Appia Life takes on the same proven technology for exceptional coffee quality but with new, enhanced features, energy saving and barista-friendly design. To make great coffee even simpler.

## KEY STATISTICS

**Number of groups:** 3    **Power (watts):** 5200    **Boiler Size (litres):** 15

**Product Code:** 10168 (black)



COLLABORATIVE. COMMITTED. COMMERCIAL.

**Proven technology, re-imagined with new design.**  
**From the Italian-espresso experts Nuova Simonelli.**

- Proven performance, new generation: designed for consistent, exceptional coffee. Appia Life features the same proven technology as previous Appia models with new, improved features. Includes built in volumetric dosing, push & pull levers, soft-touch portafilter, adjustable steel steam wand, wide-work surface, water level indicator and dual scale pressure gauge.
- Reliable performance, maximum quality: dependable and consistent quality coffee. Features include Soft Infusion System (SIS), which gently pre-wets the coffee cake for a gentle, even extraction resulting in maximum flavour. Made from durable and sustainable materials.
- Less machine, more engagement: Appia Life features a 30mm lower profile than its previous model for increased customer interaction. Its cup warmer is aligned to the top of machine for easier reach and speed.
- New barista-friendly design: designed for simplicity of use. The XT version includes a digital display providing a more controlled barista experience showing the most important data about dose, programming, counters, cleaning, machine settings and shot times. In addition, LED lights illuminate the work area and cool touch steam wands give a barista more comfort than ever. All in a sleek look with chrome panels.
- Smart and simple: unique features keep things simple. Automatic cleaning function, easy maintenance with adjustable nozzle, new side opening system and redesigned groups to ensure minimal disruption.
- Energy efficiency: Improved insulation thanks to Drytex® Thermal technology wrapped around the boiler. 13% less energy consumption and 20% overall reduction in energy consumption and environmental impact than previous model\*.

\* Appia II vs Appia Life Lifecycle Assessment

SPECIFICATIONS

Water connection	1-5 BAR isolated 15mm feed, 3/4" BSP screw fitting
Filter type	Brita Purity 600/1200 C50/C300
Waste	1.5" downpipe to P-trap, minimum length 8"
Power (watts)	5200
Boiler size (litres)	15
Power requirements	1 x 230Vac 32A single phase commando socket Optional - must be specified when ordered 1 x 415Vac three phase commando socket 16A per phase
Breaker	B
Weight (kg)	72
Dimensions w x d x h (mm)	1014 x 544 x 500

RECOMMENDED PRODUCTS

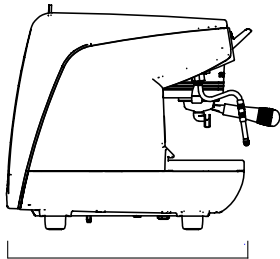
**nuova SIMONELLI®**

**MDJ GRINDER**

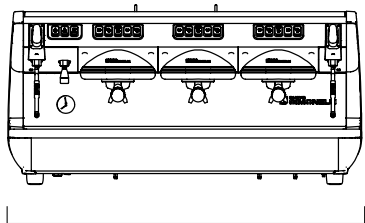
Product Code: 10076

**COFFEEWORKS BARISTA PACK**

Product Code: SERUCC0300

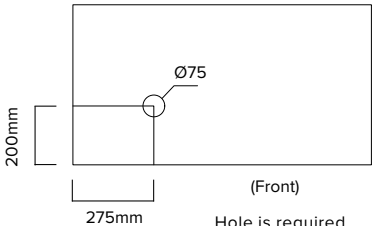


544mm



1014mm

500mm



(Front)  
Hole is required through the counter



**COLLABORATIVE. COMMITTED. COMMERCIAL.**